

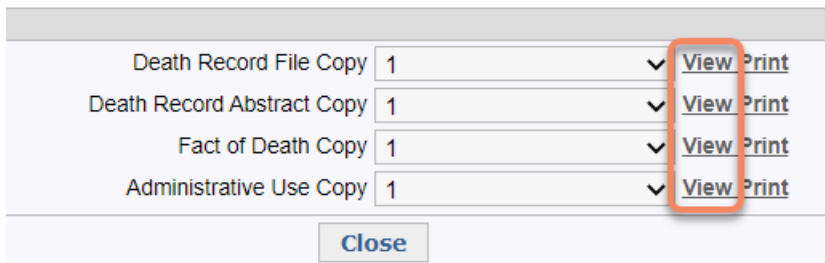
How to Print a Record in EDRS

Please note: Printing is no longer supported by Internet Explorer (IE). Instructions for using Google Chrome, Microsoft Edge or Mozilla Firefox can be found below.

1. Locate the record that needs to be printed
2. Click on the print button at the bottom of the *Certificate of Death* screen




3. Select the *View* link for the copy type that needs printed




4. In the new pop-up window, click on the printer icon
 - In Google Chrome  In the upper right-hand menu



- In Microsoft Edge  In the upper right-hand menu:



- In Mozilla Firefox  In the upper right-hand menu:



5. In the print menu, after verifying the correct printer is selected, click on the *Print* button near the bottom.

