

# Logging in Using Multifactor Authentication (MFA)

1. Go to MILogin website:  
<https://milogintp.michigan.gov>

2. Enter your User ID and Password, then click **Login**


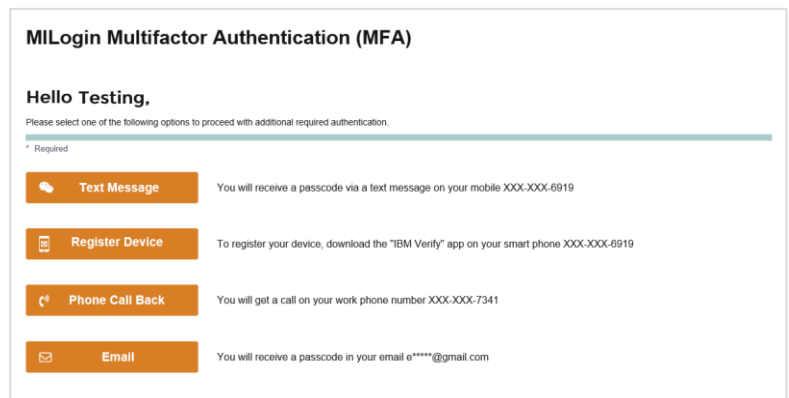
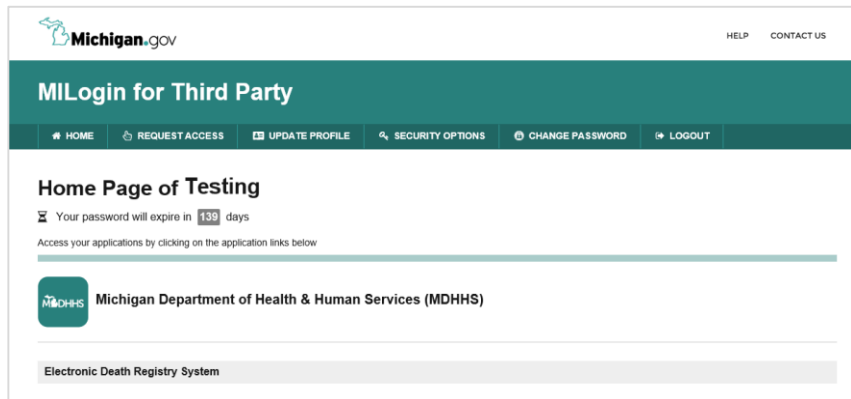
3. Click on **Electronic Death Registry System** to open EDRS

4. Review and acknowledge the Terms & Conditions

5. Select an option for additional authentication. These options are driven by your MILogin profile. If you would like to use Text Message, be sure that you have a mobile number listed

6. Enter the Passcode and click **Submit**

5. Review Privacy Agreement and accept to continue



For more information on the Multifactor Authentication (MFA) options, click on the **Help** button on the MILogin home page.